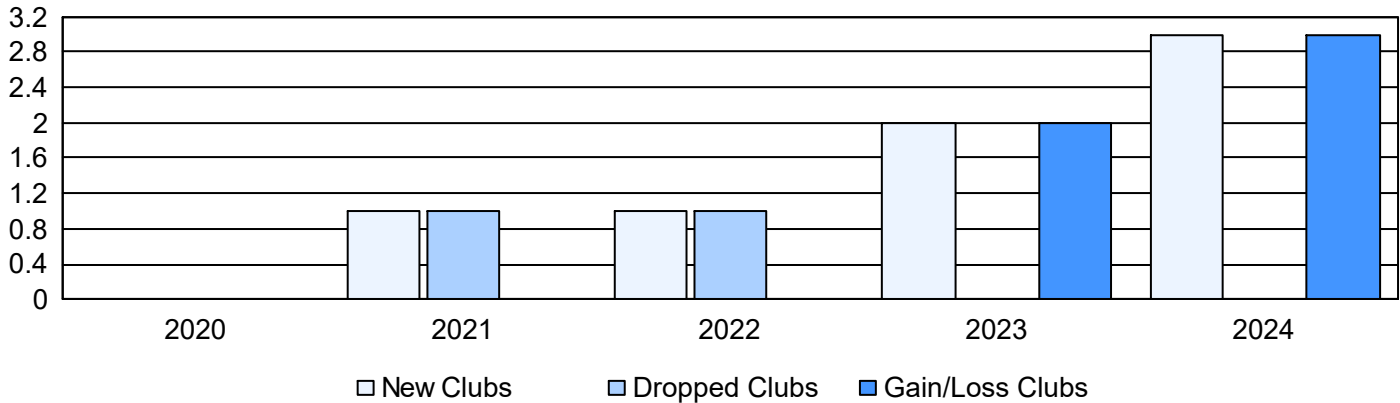
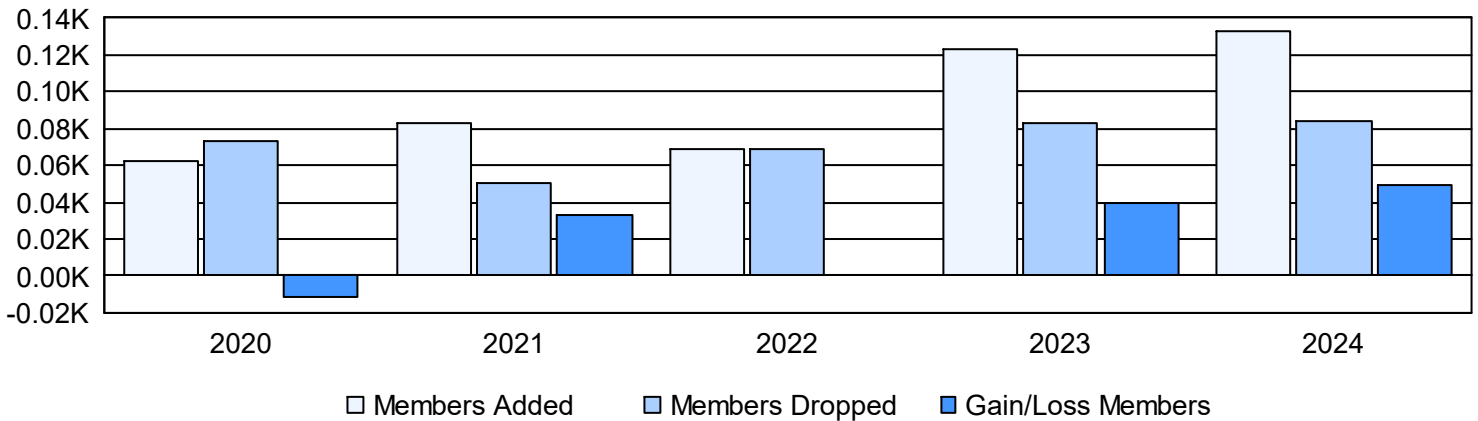


| Year | New Clubs | Dropped Clubs | Gain/ Loss Clubs | New Members | Charter Members | Reinstate Members | Transfer Members | Total Member Added | Total Members Dropped | Gain/ Loss Members |
|----------------|-----------|---------------|------------------|-------------|-----------------|-------------------|------------------|--------------------|-----------------------|--------------------|
| 2019-2020 | 0 | 0 | 0 | 58 | 3 | 1 | 0 | 62 | 73 | -11 |
| 2020-2021 | 1 | 1 | 0 | 51 | 30 | 0 | 2 | 83 | 50 | 33 |
| 2021-2022 | 1 | 1 | 0 | 42 | 23 | 0 | 4 | 69 | 69 | 0 |
| 2022-2023 | 2 | 0 | 2 | 59 | 49 | 13 | 2 | 123 | 83 | 40 |
| 2023-2024 | 3 | 0 | 3 | 55 | 71 | 0 | 7 | 133 | 84 | 49 |
| Average | 1 | 0 | 1 | 53 | 35 | 3 | 3 | 94 | 72 | 22 |

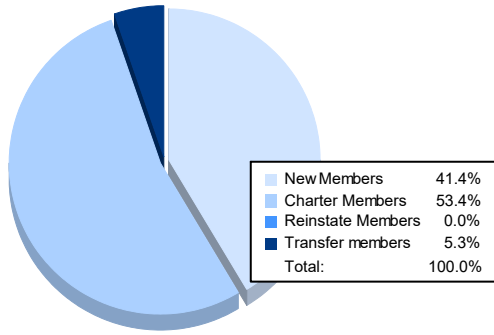
Clubs



Members



Membership Composition June 2024 Cumulative



Gender Composition June 2024 Cumulative

